




Junior Ranger Adventure Guide

California State Railroad Museum



This Junior Ranger Adventure Guide belongs to:

Name: _____

Phone Number: _____

Address: _____



Date I became a Junior Ranger: _____

Junior Ranger Pledge

As a Junior Ranger, I _____ promise to:

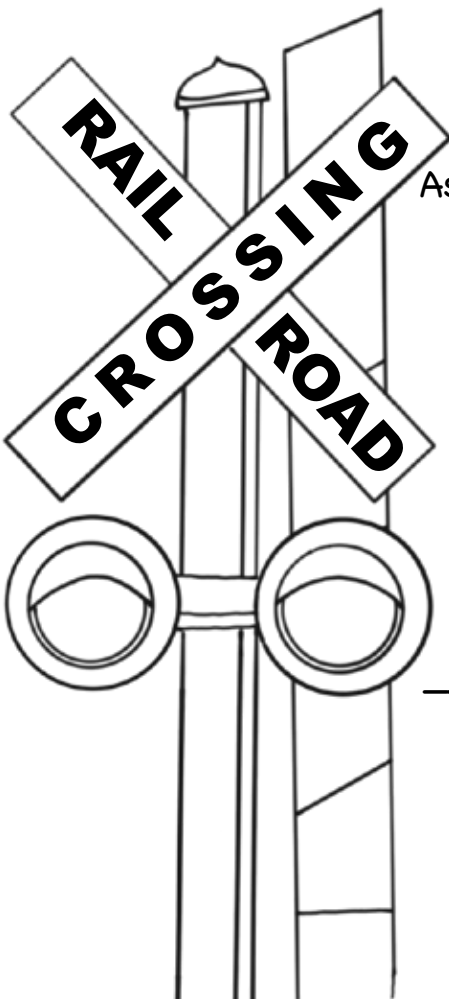
Treat the museum and exhibits with care and respect by
helping to protect the artifacts.

Be careful of what I do and how it affects others.

Learn the importance of history and our heritage.

Share what I have learned with family and friends!

(Sign here to become an official Junior Ranger)





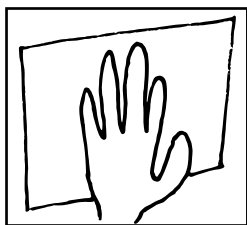
Before you
begin your
adventure,
complete the
Museum Safety
and
Railroad Safety
activity!

Visit Operation Lifesaver for more railroad safety: www.oli.org


Museum Safety

Circle all of the ways museum visitors follow the rules.


HINT: If you do not know the museum rules, ask a staff member for help.



Touching the
artifacts



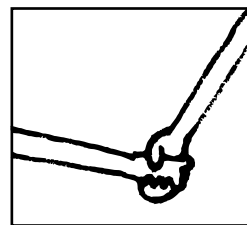
Walking feet



Indoor voices



Save food, drinks,
or gum for later.




Stay with your
group


Railroad Safety

As a Junior Ranger, you also need to be aware of Railroad Safety.


Circle all of the pictures that demonstrate railroad safety:




Look before
you cross




Walk on the
tracks



Stand 4 feet
away




Stay alert!



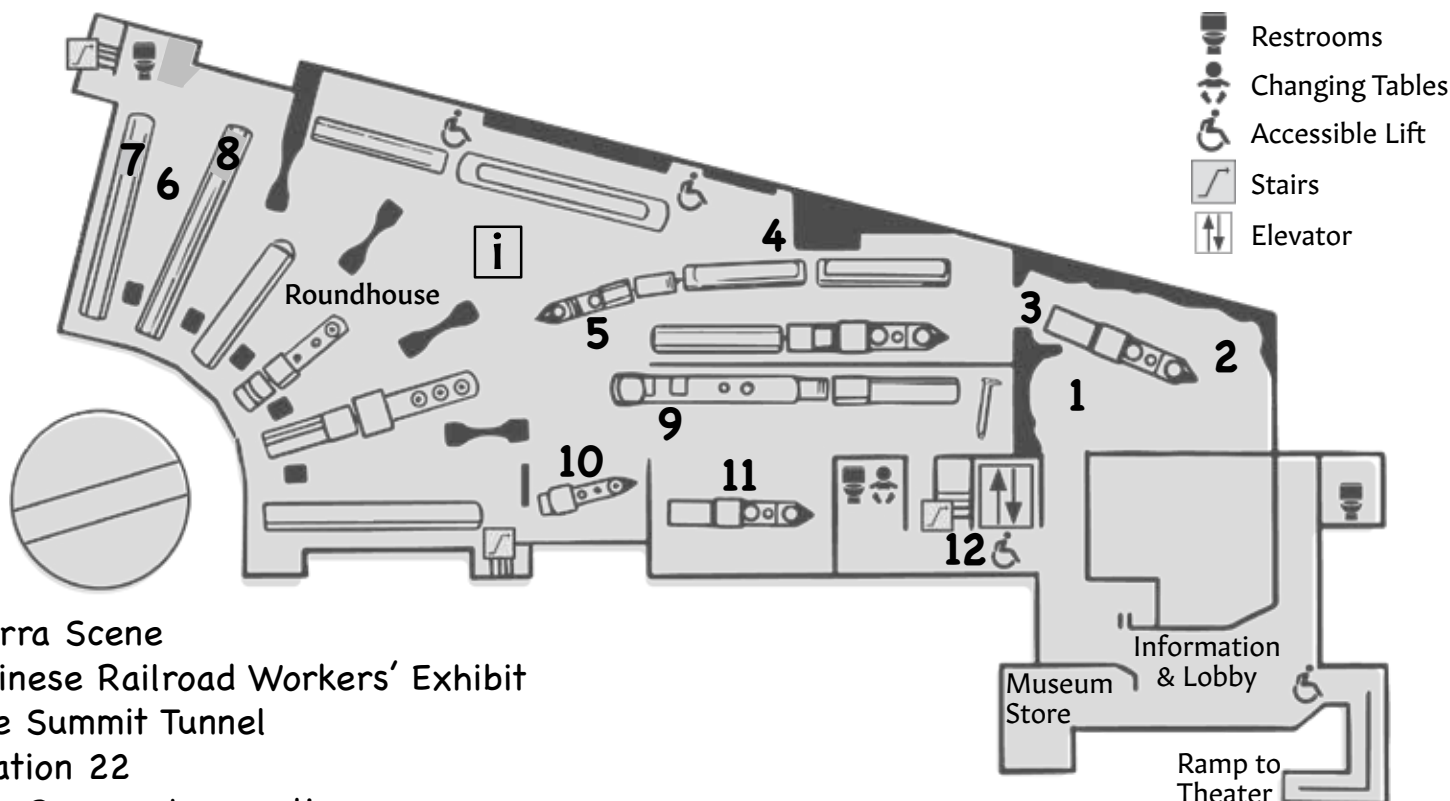



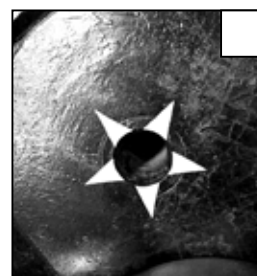

Cross only at
Railroad Crossing

Museum Detective

Use your detective skills to match pictures below with the number of the location on the Museum map!



1



1. Sierra Scene
2. Chinese Railroad Workers' Exhibit
3. The Summit Tunnel
4. Station 22
5. The Sonoma Locomotive
6. Cochiti Dining Car (Outside)
7. St. Hy. Sleeping Car
8. The Cochiti Dining Car (Inside)

9. The Cab Forward Locomotive
10. C.P. Huntington Locomotive
11. The Empire Locomotive
12. The Elevator Hallway

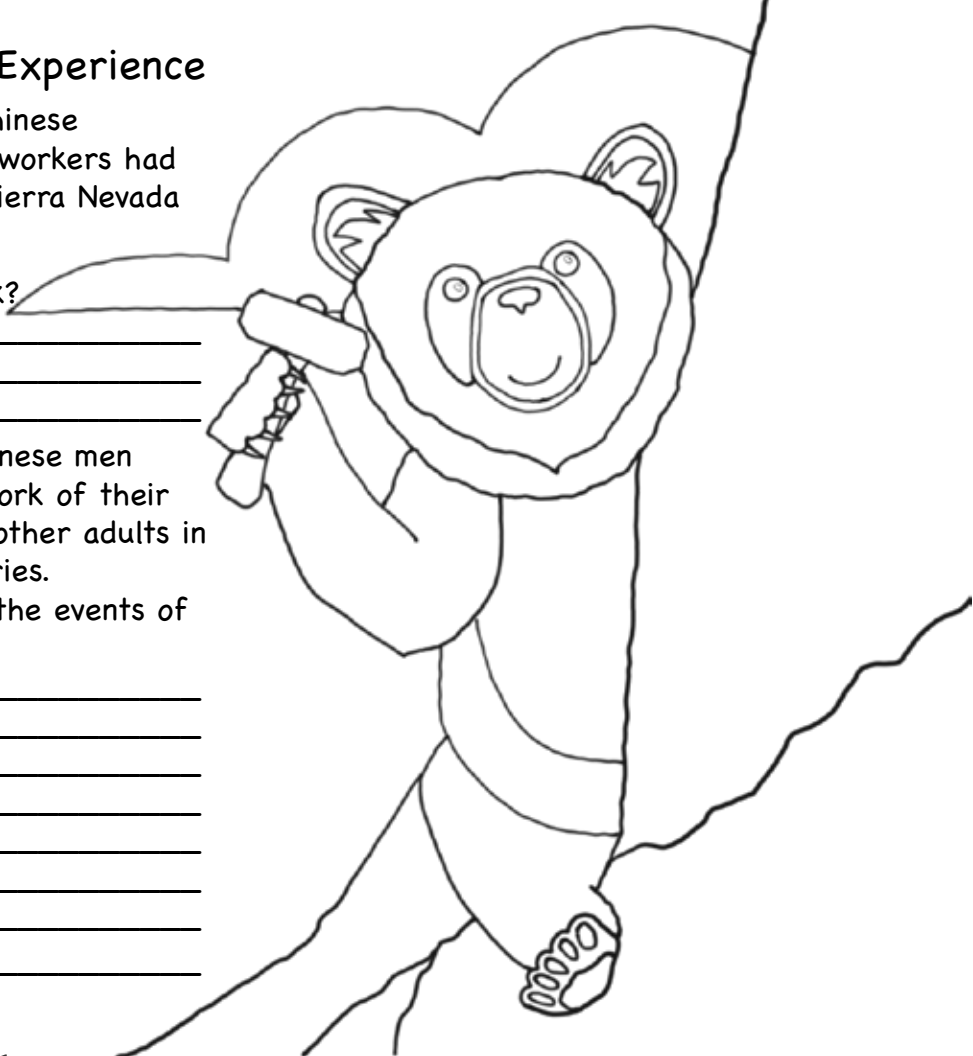
The Chinese Railroad Workers' Experience

Find the mural of Donner Lake and the Chinese Workers' Experience Exhibit. The Chinese workers had to dig tunnels into the solid rock of the Sierra Nevada to build the Transcontinental Railroad.

How would you dig a tunnel into solid rock?

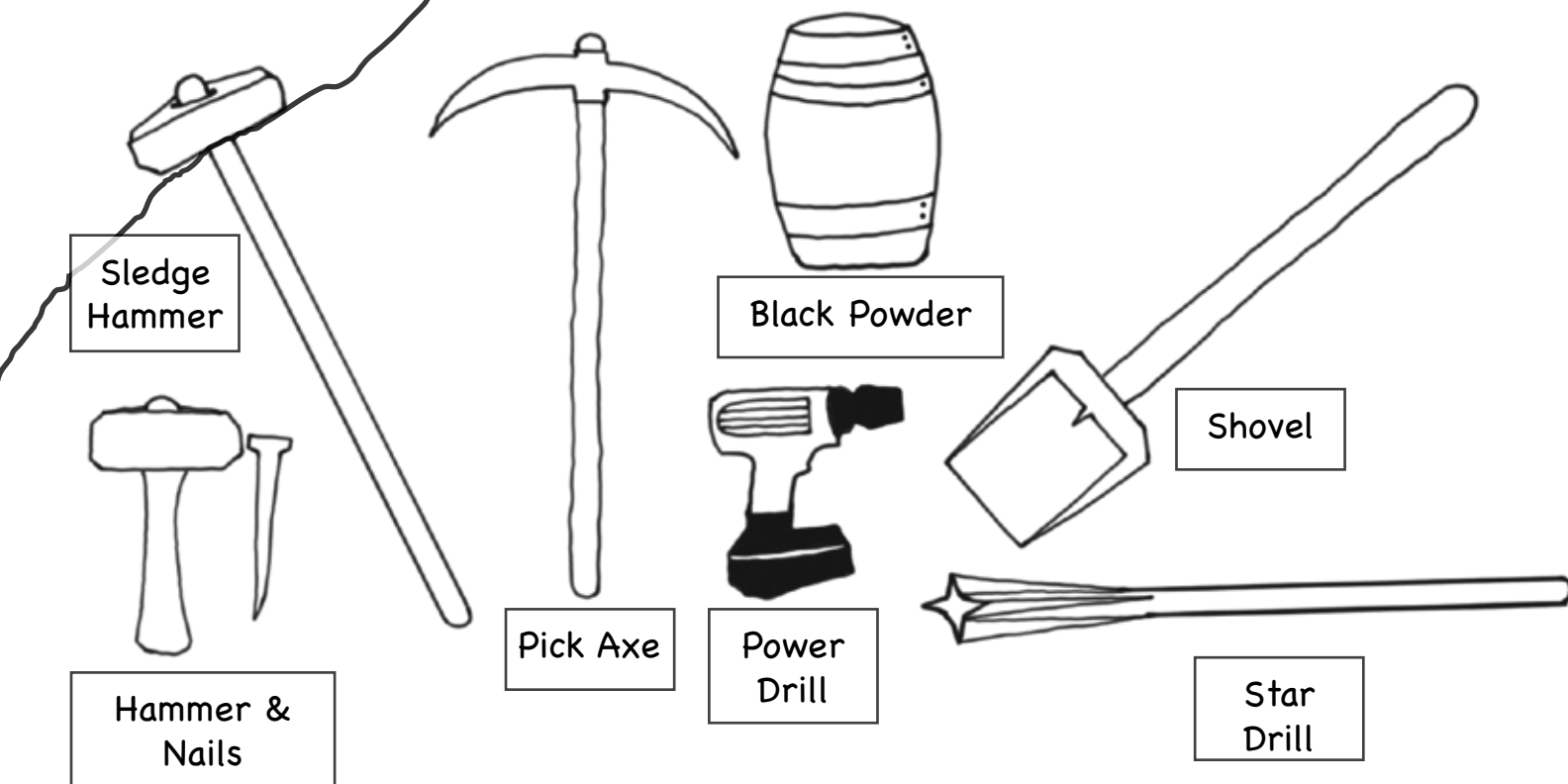
The children and grandchildren of the Chinese men who built the railroad take pride in the work of their ancestors. Ask your parents, teachers, or other adults in your life to share their family history stories.

What are some other ways to remember the events of the past?



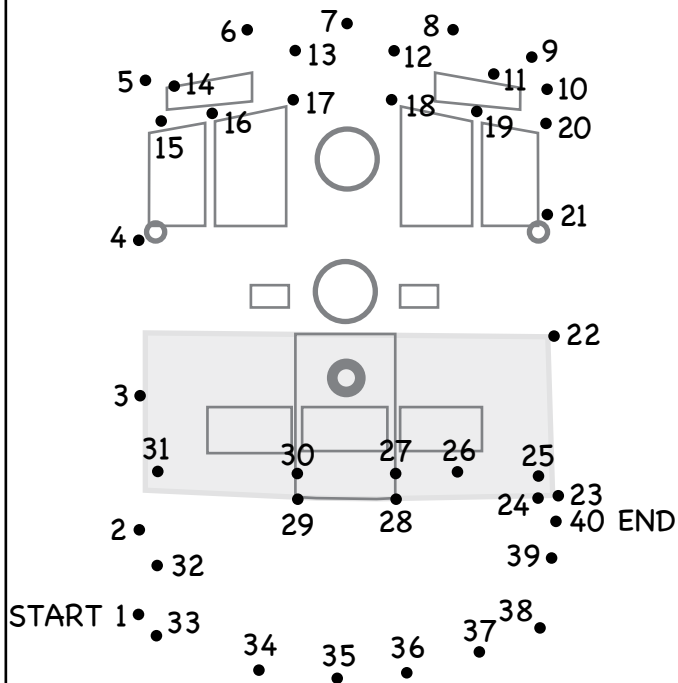
Tools of The Railroad

Find the work site in the Chinese Workers' Experience Exhibit. Circle all the tools you see that the Chinese worker would have used to build the Transcontinental Railroad.



Sketch a Locomotive

Connect the dots to find the museum's biggest locomotive.



Which locomotive is it?

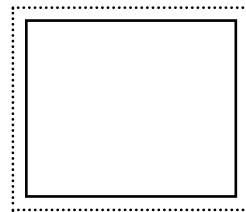
Draw your favorite locomotive below.

Why is this your favorite?

Send a Postcard Home on The RPO

The Railroad Post Office Car delivered letters all around the country. Imagine you traveled from New York to Sacramento, California on the Transcontinental Railroad.

Write a postcard to your family and tell them about your adventure!




Fruit Growers Express

Farmers from California shipped fruits and vegetables throughout the country in the Fruit Growers Express refrigerated fruit car. They used colorful labels on their fruit crates to advertise their produce.


Circle the fruit below that was not grown in California. What is your favorite fruit or vegetable?

Hint: The fruit you are looking for has a spiky crown of leaves.



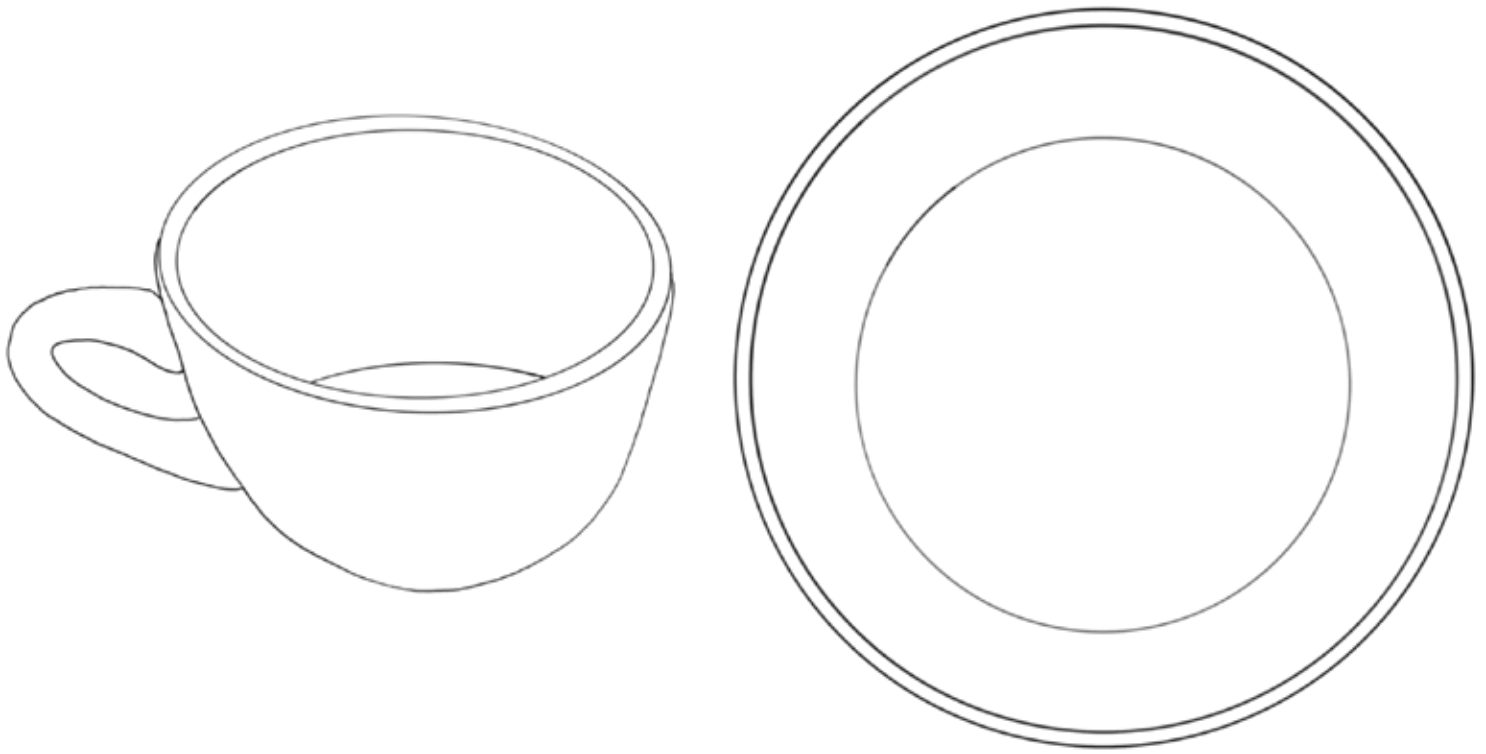
Advertise and Deliver

Farmers from California used colorful labels on their fruit crates to advertise their produce. Imagine you are a farmer selling your favorite fruit or vegetable. What would your fruit crate label look like? Draw your advertisement on the blank crate label below.



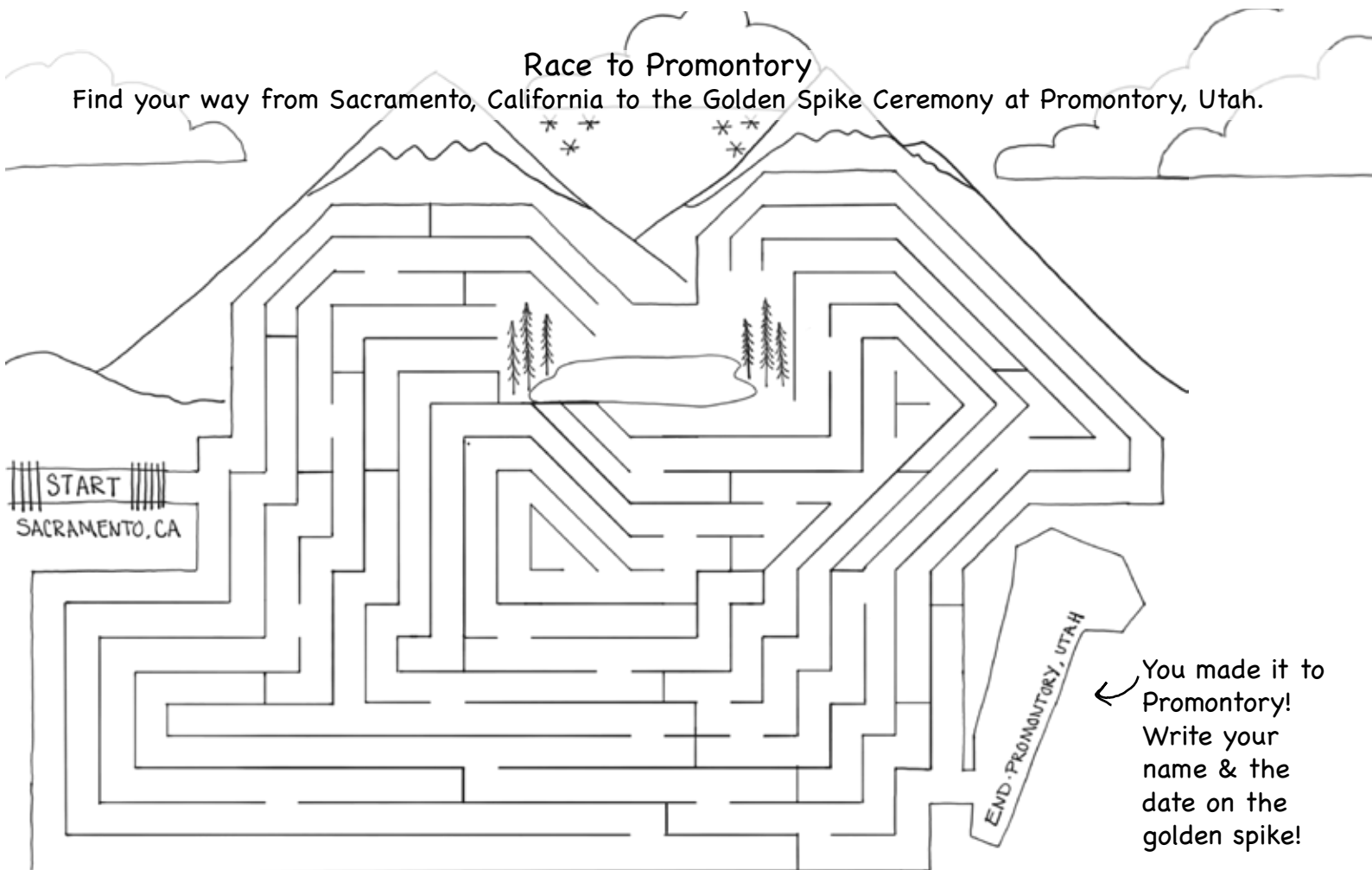
Dinner in the Diner

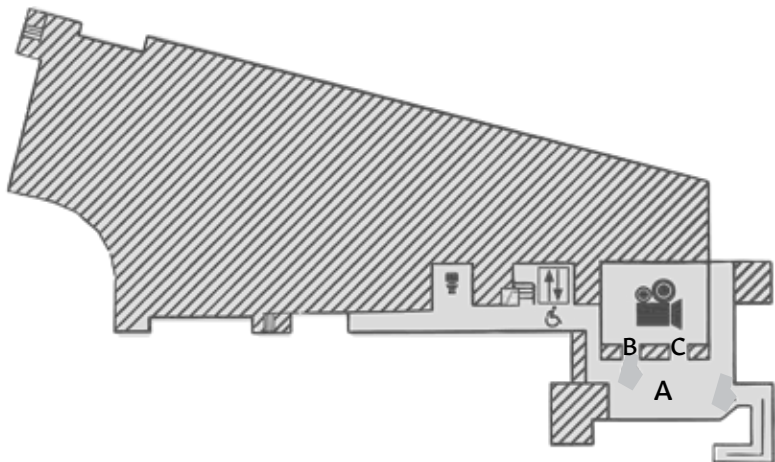
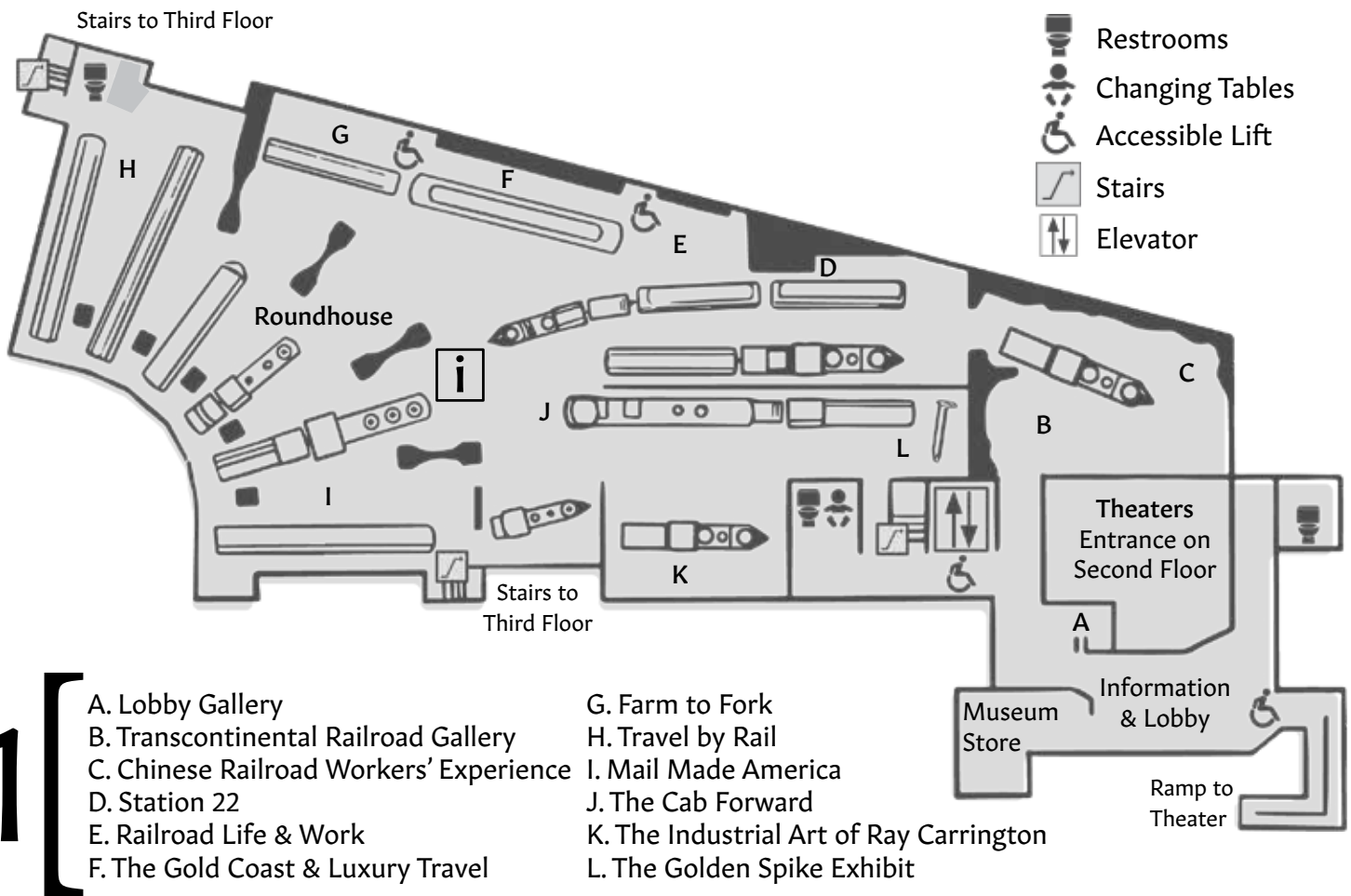
Railroad companies used their dining car experience and china patterns to advertise their trains. They often chose designs for plates and cups that matched the places the train would go. Take a look at all the different designs in the Cochiti Dining Car. What symbols would you use to show where you live? Draw your china pattern on the blank cup and plate below.



Race to Promontory

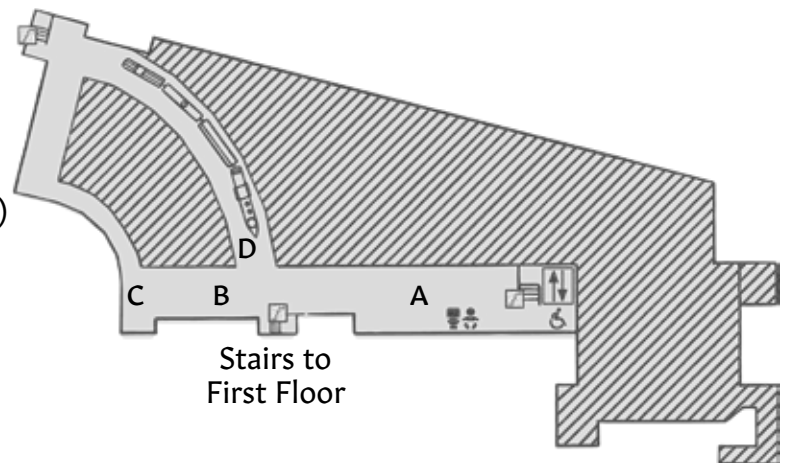
Find your way from Sacramento, California to the Golden Spike Ceremony at Promontory, Utah.





- A. STEAM Alive - Powered By You!
B. West Theater Entrance
C. East Theater Entrance

- 3 [
- A. Toy Trains
B. Jr. Engineer Discovery Zone (5 & Under)
C. National Model Railroad Exhibit
D. Shortline Railroad Trestle Walkway



CONGRATULATIONS!

Your name here

You have completed the Junior Ranger Adventure Guide at
The California State Railroad Museum
and pledged to be a keeper of history.
Visit the Ticket Desk in the Museum Lobby for a Prize!


Staff signature

Date



California State Parks Mission

To provide for the health, inspiration and education of the people of California by helping to preserve the state's extraordinary biological diversity, protecting its most valued natural and cultural resources, and creating opportunities for high-quality outdoor recreation.



California State Railroad Museum Mission

The California State Railroad Museum preserves, and interprets the artifacts and culture of Western railroads and railroading for present and future generations. We use iconic collections, innovative and immersive exhibits, engaging interpretation and programs, and memorable events to create enjoyable experiences, empower learning and inspire appreciation for a diverse audience about the role and impact of the railroad and mobility in California, the West, and the Nation.





Junior Ranger Adventure Guide
Designed for California State Railroad Museum
a California State Park