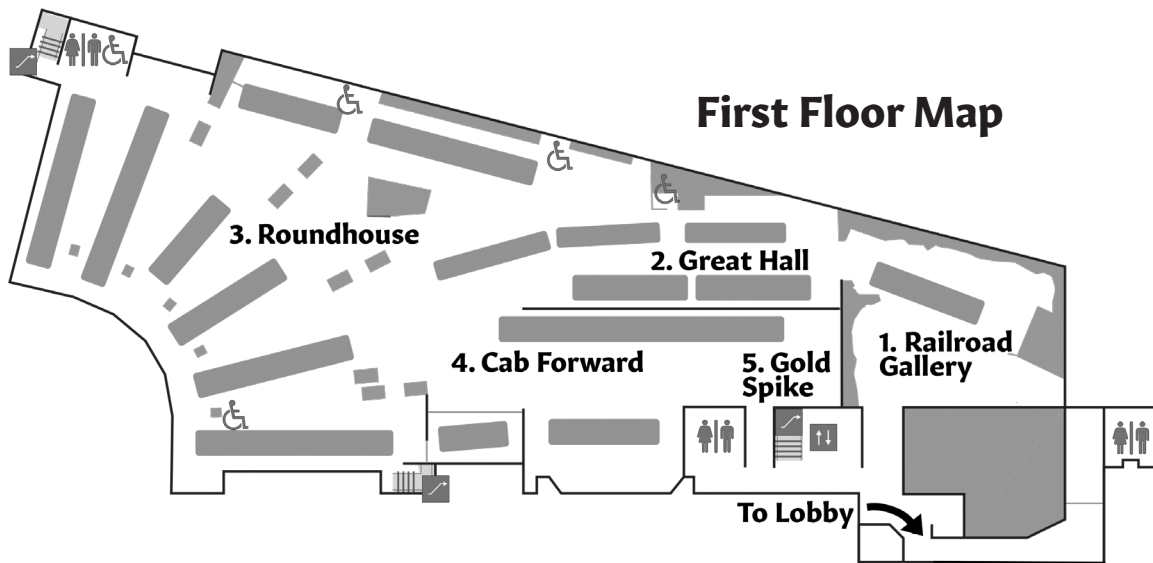


STEAM on the Railroad

K-2 Grade

The Transcontinental Railroad connected Sacramento to the East Coast so that people and goods could travel easily.



Directions: Go to each numbered area on the map and complete the boxes.

1. The **Railroad Gallery** looks like the mountains where the Transcontinental Railroad was built. Circle objects you see near the camp and the Chinese railroad workers scene.



hammer



cheese



barrel



balloons



tent




shovel

2. The **Great Hall** is filled with passenger cars that were used for people to travel. Draw one of the passenger cars in the Great Hall.


3. A **Roundhouse** is where steam locomotives were fixed and stored.
 Draw a line between each train car in our Roundhouse and how it is used.




Here, people sort mail and send it to homes.



Here, people cook and eat food. Another name for this train car is the *Cochiti*.



Here, people sleep and relax. Another name for this train car is the *St. Hyacinth*.



Here, it stays cold to keep fruits and vegetables fresh.

4. The **Cab Forward** (Southern Pacific No. 4294) is the biggest locomotive in the museum. Count how many items you find on the Cab Forward.

Windows

White Flags

Ladders

5. The **Gold Spike** was used at a ceremony to celebrate finishing the Transcontinental Railroad. Describe the gold spike.

COLOR: _____ SHAPE: _____

TEXTURE: _____ SIZE: _____